

# Domino Maths

You need: a standard set of 28 dominoes

There are several versions of Domino Maths and lots of alternatives - here are a few

Each game has the same basic game play:

Place all the dominoes face down.

Each player chooses 5 dominoes

Each player takes it in turn to place one domino in the playing area

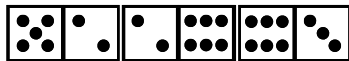
Connect the dominoes to other dominoes with the same number of dots.

The winner is the first player to get rid of all their dominoes

If a player can not add a domino to the playing area they must take an unused domino

## 1 Domino Odds & Evens

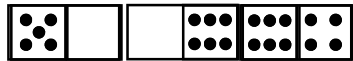
When a player places a domino on the board ~ add the sum of the end pieces. If the sum is 'even' score 2 points and if the sum is 'odd' then score 1 point.



The end values are  $5+3=8$  (even) score 2  
If the sum was 3 (odd) score 1

## 2 Domino 3 up!

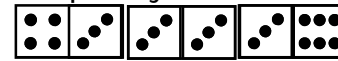
When a player places a domino on the board ~ add the sum of the end pieces. If the sum is a multiple of 3 then score points depending on the sum value.



The end values are  $5+4=9$  so score 3  
If the total was 12 score 4

## 3 Domino Crazy 3s!

When a player places a domino on the board ~ multiply the value of the end pieces. Score 1 point for knowing the multiplication fact. If the product is also a multiple of 3 then score points depending on the value.



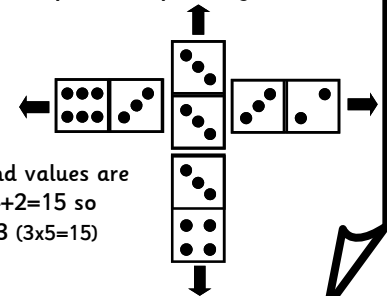
The end values are  $6 \times 4 = 24$  so score 1 and  
24 is a multiple of 3 so score 8 ( $8 \times 3 = 24$ )

⇒ Ask the children to record their number sentences and scores as a record of the activity

## 4 Domino 5 Frenzy!

This time the double piece allows dominoes to be added in a different direction at any time.


When a player places a domino on the board ~ add the value of the end pieces. If the total is a multiple of 5 then score points depending on the value.



The end values are  
 $6+3+4+2=15$  so  
score 3 ( $3 \times 5 = 15$ )

⇒ Play the games as single opponents, in pairs or teams





Photocopy onto coloured card to reduce the toner / ink appearing on the reverse of the dominoes

Laminate  
Enlarge for easier use  
Reduce in size and stick the game into exercise books

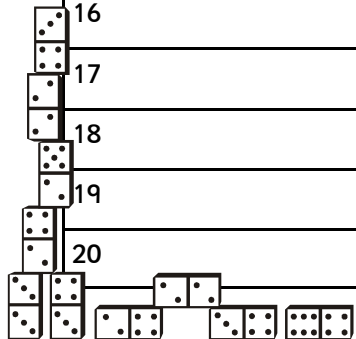


Player 1 \_\_\_\_\_

We are learning to:

WALT: \_\_\_\_\_

Number Sentences I have used	Score	Total Score
1		
2		
3		
4		
5		
6		
7		
8		
9		
10		
11		
12		
13		
14		
15		
16		
17		
18		
19		
20		

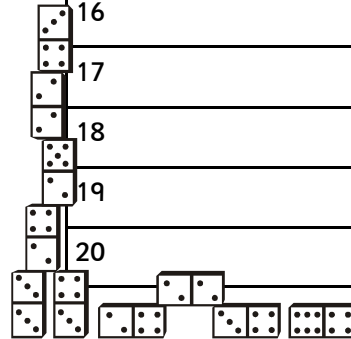


Player 2 \_\_\_\_\_

We are learning to:

WALT: \_\_\_\_\_

Number Sentences I have used	Score	Total Score
1		
2		
3		
4		
5		
6		
7		
8		
9		
10		
11		
12		
13		
14		
15		
16		
17		
18		
19		
20		

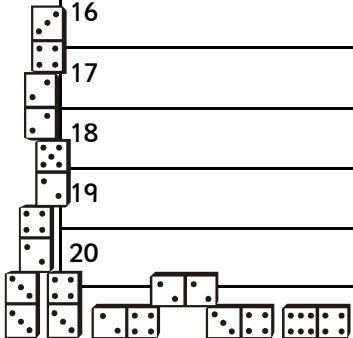


Team \_\_\_\_\_

We are learning to:

WALT: \_\_\_\_\_

Number Sentences We have used	Score	Total Score
1		
2		
3		
4		
5		
6		
7		
8		
9		
10		
11		
12		
13		
14		
15		
16		
17		
18		
19		
20		



Team \_\_\_\_\_

We are learning to:

WALT: \_\_\_\_\_

Number Sentences We have used	Score	Total Score
1		
2		
3		
4		
5		
6		
7		
8		
9		
10		
11		
12		
13		
14		
15		
16		
17		
18		
19		
20		

